



Republic of Sierra Leone

**DEVELOPMENT ASSISTANCE TO SIERRA LEONE
2004 - 2005**

**Produced by DACO
Development Assistance Coordination Office
Office of the Vice President**

TABLE OF CONTENTS

	TABLES	3
	FIGURES	3
	ACRONYM	4
	CHAPTER ONE: INTRODUCTION	5
	CHAPTER TWO: CHANNELS OF EXTERNAL ASSISTANCE TO SIERRA LEONE	7
2.1	BUDGETARY SUPPORT.....	7
2.2	BALANCE OF PAYMENTS SUPPORT	7
2.3	PROJECT SUPPORT	7
2.4	UN AGENCIES	8
2.5	NGOs	8
2.6	SUMMARY OF SUPPORT BY DONOR CHANNEL 2005	10
	CHAPTER THREE: SOURCES OF FUNDING	11
3.1	SUPPORT BY MULTILATERAL DONORS	11
3.1.1	The World Bank	11
3.1.2	African Development Bank.....	11
3.1.3	Islamic Development Bank (IDB).....	12
3.1.4	The European Commission (EC)	12
3.1.5	The International Monetary Fund (IMF).....	13
3.1.6	BADEA and Kuwait Fund	13
3.2	SUMMARY OF DEVELOPMENT ASSISTANCE TO SIERRA LEONE BY MULTILATERAL PARTNERS.....	14
3.3	DEVELOPMENT ASSISTANCE TO SIERRA LEONE BY BILATERAL DONORS.....	15
3.3.1	Department for International Development (DFID)	15
3.3.2	China	16
3.3.3	Republic of Ireland.....	17
3.3.4	France	17
3.3.5	Switzerland.....	17
3.3.6	USA.....	18
3.3.7	Germany.....	18
3.3.8	Italy.....	18
3.3.9	Japan.....	19
3.4	SUMMARY OF SUPPORT IN 2004 AND 2005 BY BILATERAL DONORS.....	19
3.5	SUMMARY OF SOURCES OF FUNDING	20
	CHAPTER FOUR: SUPPORT TO SIERRA LEONE BY PRSP PILLARS	22
4.1	PILLAR ONE: GOOD GOVERNANCE PEACE AND SECURITY	22
4.2	PILLAR TWO. FOOD SECURITY AND JOB CREATION.....	24
4.3	PILLAR THREE: HUMAN DEVELOPMENT.....	27
4.4	SUMMARY OF SUPPORT BY PILLAR	30
	CHAPTER FIVE: CONCLUSION	31
5.1.	LIMITATIONS OF THE ANALYSIS	31
5.2	RECOMMENDATIONS	32

ANNEX 1: DONOR DISBURSEMENT TO SIERRA LEONE 2004 (THOUSAND US\$)
33

ANNEX 2: DONOR DISBURSEMENT TO SIERRA LEONE 2005 (THOUSAND US\$)
40

ANNEX 3: TREND ANALYSIS: 2003, 2004 AND 2005 55

TABLES

Table 1: Summary of Support Through UN Agencies, 2005.....	8
Table 2: Support Channelled Through NGOs in 2005.....	9
Table 3: Summary of Support by Donor Channels, 2005.....	10
Table 4: Disbursements by World Bank for 2004-2005 (million US\$).....	11
Table 5: Disbursements by AfDB for 2004-2005 (million US\$).....	12
Table 6: Disbursements by IDB for 2004- 2005 (million US\$).....	12
Table 7: Disbursement from the EC 2004- 2005 (million US\$).....	13
Table 8: Support from Multilateral partners for 2004-2005 (million US\$).....	14
Table 9: Disbursement By DFID 2004- 2005 (million US\$).....	16
Table 10: Disbursement by Ireland 2004-2005 (million US\$).....	17
Table 11: Summary of support in 2004 and 2005 by Bilateral Donors (US\$m).....	19
Table 12: Summary of Sources of Funding.....	20
Table 13: Donor Funding under Pillar One.....	22
Table 14: Activities implemented under Pillar One.....	23
Table 15: Donor Funding Programmes under Pillar Two.....	24
Table 16: Activities implemented under Pillar Two.....	26
Table 17: Donor Funding under Pillar 3.....	27
Table 18: Activities implemented under Pillar Three.....	28
Table 19: Support by PRS Pillars (Thousands US\$) 2005.....	30
Table 20: Trend Analysis for 2003, 2004 and 2005.....	55

FIGURES

Figure 1: Support Through UN Agencies, 2005.....	8
Figure 2: Summary of donor support through NGO's, 2005.....	9
Figure 3: Support by Donor Channels, 2005.....	10
Figure 4: Support from Multilateral Partners for 2004-2005.....	15
Figure 5: Summary of support in 2004 and 2005 by Bilateral Donors.....	20
Figure 6: Summary of Funding Sources.....	21
Figure 7: Donor funding under Pillar 1.....	22
Figure 8: Donor Funding under Pillar 2.....	24
Figure 9: Donor Funding under Pillar 3.....	28

ACRONYMS

ACC	Anti-Corruption Commission
AfDB	African Development Bank
BADEA	Arab Bank for Economic Development in Africa
CG	Consultative Group
CCF	Christian Children's Fund
DACO	Development Assistance Coordination Office
DCI	Development Corporation Ireland
DEPAC	Development Partnership Committee
DFID	Department for International Development
EC	European Commission
FAO	Food and Agriculture Organisation
GOSL	Government of Sierra Leone
GTZ	Deutsche Gesellschaft für Technische Zusammenarbeit
IDB	Islamic Development Bank
IMF	International Monetary Fund
INGOs	International Non-Governmental Organisation
JICA	Japan International Corporation Agency
MODEP	Ministry of Development and Economic Planning
MSF	Medecins Sans Frontieres
NaCSA	National Commission for Social Action
NGO	Non-Governmental Organisation
PADCO	Peace and Development Corps
PRSP	Poverty Reduction Strategy Paper
UN	United Nations
UNDAF	United Nations Development Assistance Framework
UNHCR	United Nations High Commission for Refugees
UNICEF	United Nations Children's Fund
UNIFEM	United Nations Fund for the Development of Women
WHO	World Health Organisation

CHAPTER ONE: Introduction

The government has attempted to rationalise aid inflows through various efforts since the late 1980's. However, due to political, technical and institutional reasons, the efforts did not achieve their desired outcome. It is against this background that in the November 2002 CG meeting the need to establish a comprehensive development assistance mechanism was underscored. Consequently, Development Partners Committee (DEPAC) was established to serve as the forum to ensure that the Government of Sierra Leone (GOSL) and its development partners are in constant dialogue relating to progress and programmes being implemented. DEPAC has been meeting bi-monthly since 2003.

To provide secretariat support to DEPAC and ensure that all development assistance to Sierra Leone is tracked and analysed, the Development Assistance Coordination Office (DACO) was established in 2004. To date, DACO has developed a comprehensive database on aid inflows that gives a picture of what donors are doing in terms of sectors and within which region.

Government has also signed up to the Paris Declaration on harmonisation and aid effectiveness. To fast track this initiative locally, a harmonisation task force has been set up chaired by the office of the Vice President.

Also, in collaboration with Ministry of Finance, DACO has developed a format for reporting on development assistance to Sierra Leone. This format is sent to donors quarterly and donors respond by filling in the sections relating to programme activities and disbursement. It is through these mechanisms that DACO collects and collates the data presented in this report.

This report highlights support to Sierra Leone in 2004 and 2005. A similar report was produced for 2003. However, due to the urgent need to complete the Poverty Reduction Strategy Paper (PRSP) and the ensuing Consultative Group (CG) meeting, which was held in November 2005, a comprehensive report was not produced for 2004.

The next chapter highlights the channels of external assistance, which are identified as Budgetary Support, Balance of Payments Support, Project Support, and support from UN-Agencies and International Non-Governmental Organisations (NGOs). This is followed by presentation of support to Sierra Leone in 2004 and 2005 analysed by development partners, i.e. multilateral partners and bilateral partners.

Chapter four analyses disbursement in 2005 by the three pillars of the PRSP which are: Good Governance, Peace and Security; Food Security and Job Creation; and Human Development.

The report concludes with a presentation of the limitations underlying the report and recommendations to improve the tracking and analysis of aid inflows, and coordination of development assistance as a whole.

CHAPTER TWO: Channels of External Assistance to Sierra Leone

Aid to Sierra Leone has been mainly through the following channels: Balance of Payments, Direct Budgetary Support, Project support, UN Agencies and NGOs.

2.1 Budgetary Support

Budgetary support has been steadily increasing over the years. This is partly due to the fact that donors are encouraging the government to take leadership in prioritising their expenditures. In addition, the Public Financial Management Reforms that are being implemented are gradually yielding desired results and thereby increasing development partners' confidence that government is addressing accountability and transparency issues. The donors that provide budgetary support are the EC, DFID, AfDB and The World Bank¹. These donors are currently working under a Multi-Donor Budgetary Support framework that is in the process of rationalising the terms and conditions under which budgetary support is provided to Sierra Leone.

In 2005, direct budgetary support to Sierra Leone is estimated at **US\$ 68.3** million. This accounts for 20% of total support to Sierra Leone for 2005. The World Bank provided **US\$14.7** million while DFID provided **US\$21.8** million. DFID provides budgetary support in two tranches totalling at most £15 million: a fixed tranche of £10 million and a performance tranche of up to £5 million pounds. The African Development Bank provided **US\$10.4** million while the European Commission provided **US\$ 21.4** million.

2.2 Balance of Payments Support

In 2005, the IMF provided \$20.4 million of balance of payments after successive reviews under the first Poverty Reduction and Growth Facility (PRGF) arrangement. In a country like Sierra Leone which needs substantial imports to provide the raw inputs for the reconstruction and development effort, this represents a vital component of international support.

2.3 Project Support

Most donors provide direct support to projects usually through establishing a Project Implementation Unit within a sector ministry or department. The bulk of the support to Sierra Leone is channelled through such programmes. Support through projects that are implemented jointly by the Government and development partners accounts for almost US\$123 million in 2005. This accounts for 36% of total support to Sierra Leone in 2005. In some instances, donors come together and support a specific project within a sector. The European Commission and DFID are developing a Joint Strategy for project support to Sierra Leone.

¹ The HIPC resources are not reflected in the Budget Support estimates.

2.4 UN Agencies

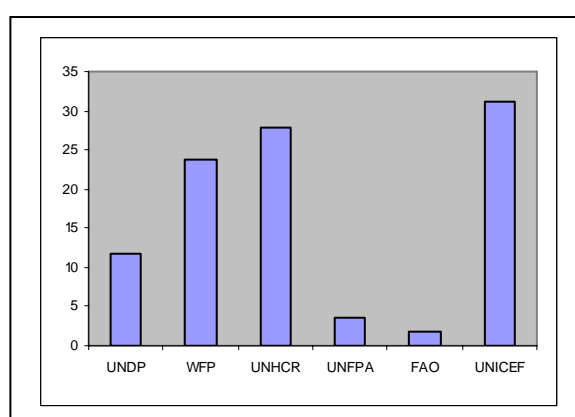
Due to the fact that UN Agencies have the relevant technical expertise in development and a wide network of proven technicians in the areas they operate, the UN Agencies are key partners to the Government of Sierra Leone in the implementation of programmes. Also, during the preparation of the PRSP, the UN Agencies were actively involved especially in the consultative processes. As a result, the UN Country Team has aligned the UNDAF for Sierra Leone to the PRSP.

Table 1: Summary of Support Through UN Agencies, 2005

Donor	Amount (\$)	%
UNDP	5,812,345.45	11.82
WFP	11,631,484.00	23.66
UNHCR	13,731,295.00	27.93
UNFPA	1,790,000.00	3.64
FAO	926,976.00	1.89
UNICEF	15,274,976.49	31.07
Total	49,167,076.94	100

The support provided by the UN Agencies is from two main sources: the Core resources, which are allocated from the UN headquarters and extra budgetary resources, which are mobilised from bilateral and multilateral partners. In 2005, the UN Agencies provided an estimated of US\$49 million for support to various activities within the PRSP. This accounts for 12% of total support to Sierra Leone in 2005. Table 1 gives a summary of the funding received from the various UN Agencies for 2005. However, the majority of these activities are within the Human Development pillar of the PRSP².

Figure 1: Support Through UN Agencies, 2005



2.5 NGOs

During the recovery period the majority of project support was channelled through NGOs. This is largely due to the fact that the capacity of government to deliver services at the grass root level was weakened extensively by the war.

² DACO was unable to get disbursement figures for WHO and UNIFEM. In addition, resources channelled through the UNIOSIL are also not captured.

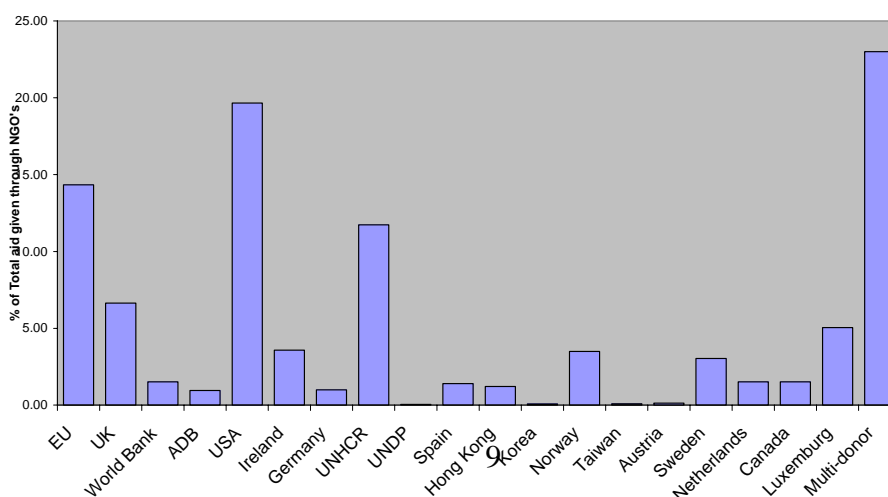
Consequently, NGOs became the most viable option for donors in order to ensure that the resources meet the target beneficiaries. Despite this fact, it is quite difficult to get accurate data for NGOs in relation to the level of support they receive on behalf of programmes they implement in Sierra Leone. The Ministry of Development and Economic Planning (MODEP) however, was able to put together data sets regarding support channelled through NGOs for 2005. Table 2 gives a summary of support channelled through NGOs for 2005.

Table 2: Support Channelled Through NGOs in 2005

Donor	Amount given through NGO's (\$US)	% Of Total Support to NGOs	% Of Donor's total support to SL
EU	13,492,539.97	14.34	15.58
UK	6,253,436.56	6.64	15.31
World Bank	1,428,059.60	1.52	3.35
ADB	897,931.03	0.95	4.39
USA	18,499,550.00	19.66	100
Ireland	3,367,200.00	3.58	74.02
Germany	938,656.14	1.00	30
UNHCR	11,042,290.68	11.73	80.42
UNDP	48,103.45	0.05	0.83
Spain	1,324,121.20	1.41	100
Hong Kong	1,138,097.60	1.21	100
Korea	72,810.70	0.08	100
Norway	3,294,556.20	3.50	100
Taiwan	79,049.10	0.08	100
Austria	125,490.50	0.13	100
Sweden	2,859,364.20	3.04	100
Netherlands	1,423,329.70	1.51	100
Canada	1,432,538.20	1.52	100
Luxemburg	4,748,878.00	5.05	100
Multi-donor	21,646,277.60	23.00	100
Total	94,112,280.43	100	26.4

The total support channelled through NGOs in 2005 is estimated at US\$ 94.1 million (accounting for approximately 26% of total support to Sierra Leone in 2005).

Figure 2: Summary of donor support through NGO's, 2005

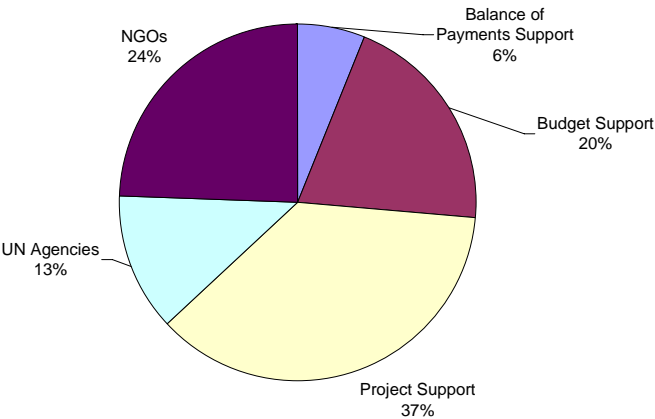


From **Table 2** and **Figure 2** the USA provided the highest support to NGOs in 2005 in terms of individual donor support. It disbursed the sum of US\$18.5 million (20.39%), followed by EC and DFID-UK with US\$ 13.49 million and US\$ 6.25 million respectively. It should be noted however that, the USA provided all its support to the country through NGOs (100%) while EC and DFID-UK provided only 15.58% and 15.31% of their total support to the country. A number of non-resident donors also provided 100% of support to the country through NGOs. These include Spain, Hong Kong, Korea, Norway, Taiwan, Austria, Sweden, Netherlands, Canada and Luxemburg.

2.6 Summary of Support by Donor Channel 2005

Figure 3: Support by Donor Channels, 2005

From **Table 3** and **Figure 3**, we see that 37% of total support for 2005 was in the form of project support. Balance of payments support was the smallest percentage of the total support, with support given through NGO's being slightly larger than that provided as direct budgetary



support. Funds channelled through the UN Agencies are estimated at US\$ 42 million, which account for 12% of total support. The funds that UN Agencies transferred to NGOs for implementation are not included in the US\$ 42 million estimate.

Table 3: Summary of Support by Donor Channels, 2005

Channel	Amount (\$m)	%
Balance of Payments Support	20.4	6.1%
Budget Support	68.4	20.3%
Project Support	123.2	36.6%
UN Agencies	42.3	12.6%
NGOs	81.9	24.4%
Total	336.2	100.0%

CHAPTER THREE: Sources of Funding

This chapter summarises sources of development assistance to Sierra Leone. Support is estimated based on recorded disbursement by sector. Since support through UN agencies and NGOs has already been analysed earlier, this chapter only analyses support to Sierra Leone by Multilateral and Bilateral institutions.

3.1 Support by Multilateral Donors



3.1.1 The World Bank

The World Bank is one of Sierra Leone's major development partners by providing direct budgetary support and project support to the Social, Infrastructure, and Governance sectors. In 2004 and 2005 total support to Sierra Leone from the World Bank is estimated at US\$ 64 million and this is summarised in table 4 below.

Table 4: Disbursements by World Bank for 2004-2005 (million US\$)

Sector	2004	2005	Total 2004-2005	%Of total
Social	3.00	20.45	23.45	36.52
Infrastructure	1.64	2.38	4.02	6.26
Governance	0.54	5.14	5.68	8.85
Budgetary support	16.91	14.68	31.59	49.20
Total	21,56	42.65	64.21	100.00

Table 4, shows that the social sector accounts for almost 37 percent of World Bank disbursements and direct budgetary support accounts for 49 percent. Governance and Infrastructure together account for 15 percent of total support from the World Bank. This is expected to increase in 2006 due to the signing of the US\$ 44 million Infrastructure Development Project.



3.1.2 African Development Bank

The African Development Bank (AfDB) support to Sierra Leone comprises mainly direct budgetary support, and project support in the social, infrastructure, governance, economic and agricultural sectors. Table 5 gives indication of funding from the AfDB for 2004 and 2005.

Table 5: Disbursements by AfDB for 2004-2005 (million US\$)

Sector	2004	2005	Total 2004-2005	% Of Total
Social	4.37	6.25	10.62	21.55
Governance/Security	0.6	0.79	1.39	2.82
Infrastructure	6.69	2.19	8.87	18.00
Agriculture & Nat. Res.	3.15	0.28	3.43	6.96
Direct Budgetary support	14.47	10.51	24.98	50.68
Total	29.28	20.02	49.29	100.00

In 2004 and 2005, over 50% of AfDB support to Sierra Leone came in mainly through budgetary support. An estimated US\$10.6 million (21.6 percent) went to support Health and Education activities. However, 18% of AfDB's support to Sierra Leone for 2004-5 was for infrastructure through their support to the Bumbuna Hydroelectric project and social infrastructures like Court Barrays and rural water supply systems. AfDB's support to Governance sector accounts only for 2.8% of their total support to Sierra Leone. The support for governance is mainly focused on building institutional capacity.



3.1.3 Islamic Development Bank (IDB)

The Islamic Development Bank (IDB) support to Sierra Leone is mainly focussed on assisting the government to provide adequate social services as well as rebuilding social infrastructure especially in the provinces. The IDB provides mainly project support. NaCSA, the Ministry of Education and SALWACO are currently implementing IDB funded projects. The activities are mainly focused on the Construction and Reconstruction of Primary Schools, Health Care Units and infrastructure for agricultural processing and storage.

Table 6: Disbursements by IDB for 2004- 2005 (million US\$)

Sector	2004	2005	Total 2004-2005	% Of Total
Social	2.48	3.90	6.38	67.44
Infrastructure	1.73	1.31	3.04	32.14
Governance/Security	-	0.04	0.04	0.42
Total	4.21	5.25	9.46	100



3.1.4 The European Commission (EC)

The European Commission (EC) is Sierra Leone's biggest donor in terms of resources provided to the Government to implement programmes.

The EC is providing substantial resources to Sierra Leone especially in the areas of infrastructure and the social sectors. The EC is also one of the major donors providing direct budgetary support.

Table 7: Disbursement from the EC 2004- 2005 (million US\$)

Sector	2004	2005	Total	% Of Total
			2004-2005	
Social	9.49	11.25	20.74	14.65
Infrastructure	10.44	48.3	58.74	41.5
Governance and security	11.43	4.76	16.19	11.44
Agriculture	0.15	0.76	0.91	0.64
Direct Budget Support	23.04	21.52	44.56	31.48
Humanitarian and Food aid	0.39	-	0.28	0.28
Total	54.94	86.59	141.53	100

From Table 7, it can be seen that 42% of the total support to Sierra Leone by the EC for 2004-2005 is for infrastructure projects. This is largely allocated for the rehabilitation and reconstruction of roads. Significant is set aside for Freetown-Conakry Highway project which links the two capital cities of Freetown and Conakry as well as open up access to agriculturally productive areas in the Northern Province.

An estimated US\$ 45 million is also provided as direct budgetary support and institutional capacity building within the Ministry of Finance. This accounts for almost 32 % of the European Commission's support to Sierra Leone for the period 2004-2005.



3.1.5 The International Monetary Fund (IMF)

The International Monetary Fund (IMF) only provides Balance of Payments support. Under the Poverty Reduction and Growth Facility (PRGF) arrangement, the IMF provided US\$ 42 million in 2004 and US\$ 20.44 million in 2005. These figures account for 17% and 6% of total support to Sierra Leone for 2004 and 2005.



BADEA



and Kuwait Fund

The Arab Bank for Economic Development in Africa (BADEA) and The Kuwait Fund usually co-financed development projects in Sierra Leone.

In 2004-2005 BADEA and Kuwait Fund provided support for the construction of the Waterloo-Kent-Tokey Road.

The construction of this peninsular road is now at an advanced stage, connecting Freetown to all the fishing communities around the peninsular. The road also links the Capital to various tourist sites around the western area. In addition, these agencies have agreed to provide funds for the construction of a Hill Side road, which will reduce traffic congestion in Freetown by providing an alternative route linking the city centre to the Eastern and Western parts of Freetown. In addition, BADEA provided funds to the tune of US\$ 274,000 in 2005 to fast track the rehabilitation of the Njala University College, which was massively destroyed during the war.

3.2 Summary of Development Assistance to Sierra Leone by Multilateral partners

Support from multilateral partners for 2004 and 2005 is summarised in Table 8 below³.

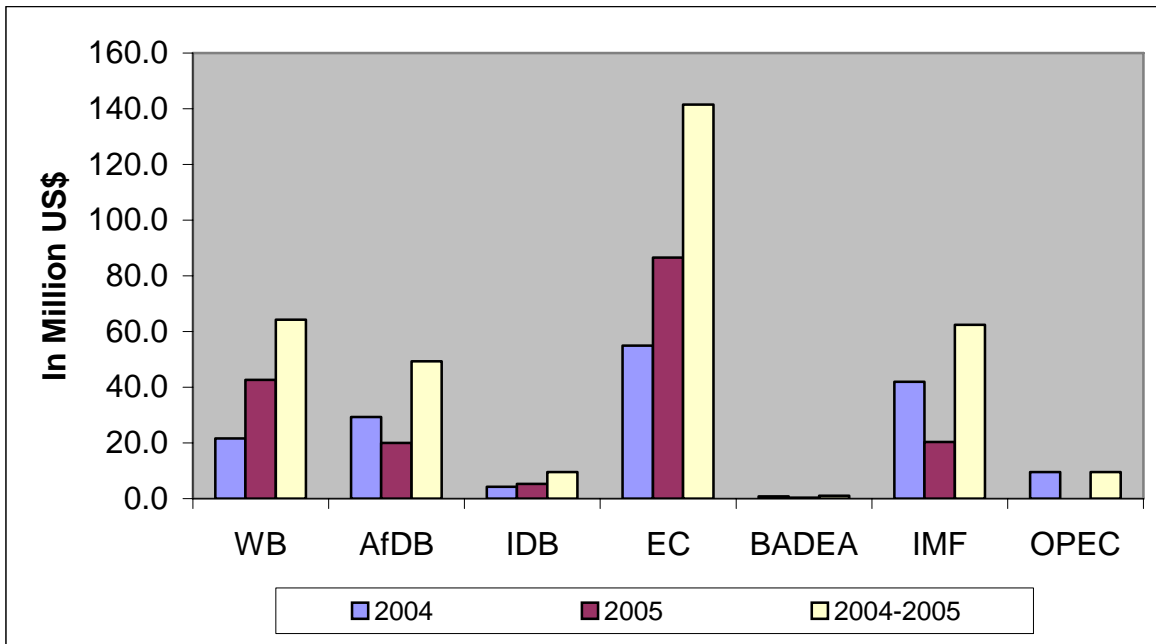
Table 8: Support from Multilateral partners for 2004-2005 (million US\$)

Donor	2004	2005	Total 2004-2005	Percentage Of Total
WB	21.6	42.7	64.3	19.1
AfDB	29.3	20.0	49.3	14.6
IDB	4.2	5.3	9.5	2.8
EC	54.9	86.6	141.5	41.9
BADEA	0.76	0.3	1.06	0.3
IMF	42.0	20.4	62.4	18.5
OPEC	9.5	-	9.5	2.8
Total	162.2	175.3	337.5	100

Support from multilateral partners increased from US\$162 millions in 2004 to US\$175 millions in 2005. The EC provided US\$141 million for the two years accounting for 42 percent of total support from multilateral institutions. The World Bank and IMF both provided over US\$60 million for the two-year period. Annexes 1 & 2 present development activities supported by multilateral institutions for 2004 and 2005.

³ The figures presented in Table 7 for 2005 includes some support channelled through NGOs

Figure 4: Support from Multilateral Partners for 2004-2005



3.3 Development Assistance to Sierra Leone by Bilateral Donors

This section highlights the support provided to Sierra Leone by Bilateral development partners. The contribution of bilateral partners is significant to the development agenda for Sierra Leone both because of the huge amount of funds involved and because these funds are provided in the form of grants.




3.3.1 Department for International Development (DFID)

The United Kingdom has consistently been Sierra Leone's most significant development partner due to historic and political ties dating back to the colonial era. The Governments of Sierra Leone and the United Kingdom have a memorandum of Understanding that outlines the United Kingdom's support to Sierra Leone to the tune of £40 million annually up to 2012.

For the period 2004-2005, DFID provided an estimated \$56 million mainly for projects in the areas of Governance, Security and Budgetary Support. An estimated \$22 million was for budgetary support and private sector development, which accounts for almost 40 % of the total support provided by DFID for that period. In addition, DFID provided over US\$20 million for programmes in Public Financial Management reforms, support to the Anti Corruption Commission, the decentralisation process and reforming the security sector. However, Infrastructure and Agriculture accounted for less than one percent of total support from DFID between 2004 and 2005.

Table 9: Disbursement By DFID 2004- 2005 (million US\$)

Sector	2004	2005	Total 2004-2005	% Of Total
Social	11.24	1.58	12.82	22.99
Infrastructure	0.17	0.73	0.9	0.16
Governance & Security	3.42	16.72	20.14	36.13
Direct Budget Support & Private Sector		21.82	21.82	39.14
Agriculture & Nat. Resources	0.07		0.07	0.13
Total	14.9	40.84	55.74	100



3.3.2 China

The People's Republic of China provides significant assistance to Sierra Leone. However, the support provided is very difficult to monetise due to the fact that the individual projects and programmes are not defined within a project document framework with budgets and implementation structures. A summary of the support provided by the Chinese government is as follows:

- Manpower training in China in diverse development areas including agriculture, poverty, communication, etc
- Provision of agricultural machinery and other logistics to the Ministry of Agriculture
- Technical Cooperation team for the National Stadium
- Chinese medical team at the Kingharman Road hospital
- Design contract for the construction of a 4000 capacity Stadium in Bo
- Provision of Office equipment (computers, copiers and printers) to the Ministry of Foreign Affairs
- Physical infrastructure development: renovation of the Sierra Leone Parliament and Youyi building
- Proposed involvement in the Energy sector through the Dodo hydroelectric power project in the East.
- Private Sector Development through the Guoji Group of Companies in Freetown, bakery, shoe marketing, construction materials, import and export corporations.
- Investment in state owned enterprises--- i.e. Bintumani hotel, Lumley poultry farm and Magbass sugar factory.

Furthermore, arrangements have been finalised for the construction of an office building for the Ministry of Foreign Affairs and International cooperation in Freetown.



3.3.3. Republic of Ireland

The Republic of Ireland supports Sierra Leone mainly by providing funds to UN Agencies and Non Governmental Organisations operating in Sierra Leone. The continued commitment to support Sierra Leone has been reaffirmed by the opening of a Development Cooperation Ireland Office in Freetown.

For 2004 and 2005 the Republic of Ireland provided over US\$7.5 million as aid to Sierra Leone. The majority of the funding provided by the Republic of Ireland supported social sector activities implemented by NGOs such as Tear Fund, Plan Ireland, World Vision, CCF, Christian Aid, Goal, Trocaire and MSF. This amounted to US\$6.64 million. Just under US\$1 million was channelled through the UN Agencies to support activities in the Governance sector.

Table 10: Disbursement by Ireland 2004-2005 (million US\$)

Sector	2004 (US\$m)	2005 (US\$m)	Total 2004-2005	% Of Total
Social	2.93	3.71	6.64	88.41
Governance & Security	0.03	0.84	0.87	11.59
Total	2.96	4.55	7.51	100

From **table 10** can be observed that support from the Republic of Ireland increased significantly from 2004 to 2005. This is probably because the Republic of Ireland only opened its Development Cooperation Ireland (DCI) office in Freetown in May 2005.



3.3.4 France

The government of France channelled its support to Sierra Leone through implementing institutions like NaCSA, GTZ, UNHCR and UNICEF. Through these institutions, France provided US\$1.1million in 2004 and US\$0.13 million in 2005.



3.3.5 Switzerland

Switzerland's support to Sierra Leone is channelled through NaCSA, INGOs and UN Agencies. In 2004 and 2005, the Swiss provided US\$4.3 million to support projects that are being implemented by their various partners. Key activities that Switzerland supported in Sierra Leone include the creation of a Peace and Development Corps (PADCO) and the provision of military trucks to the IMATT.



3.3.6 USA

The United States of America's support to Sierra Leone is very significant, especially with their funding for the UN peacekeeping mission and the Special Court. In 2004-2005, the USA provided an estimated US\$ 33.8 million to Sierra Leone. The USA channels all their support through NGOs, so as a result the details of the support provided by the USA cannot be easily tabled. The support from USA mainly addresses activities relating to the promotion of democracy, good governance and reintegration.



3.3.7 Germany

The Federal Republic of Germany provides assistance to Sierra Leone through the German Technical Cooperation (GTZ). Specific disbursements figures for 2004 could not be obtained from the German embassy, however the programmes implemented with funds from the German government includes:

- Rehabilitation of Basic Rural Infrastructure
- Basic Education for marginalized youths
- Development Oriented Emergency Aid
- Reconstruction of Rural Infrastructure
- Food Security and Reconciliation
- Socio-Economic Reintegration of Ex-Combatants
- Support to Anti Corruption Commission

In 2005, Germany provided assistance for the reintegration of Refugees (US\$0.9 million), Food Security and Reconciliation project (US \$0.8 million) and support to the ACC (US\$ 0.06 million).



3.3.8 Italy

The government of Italy has been instrumental in laying the foundation for the Bumbuna hydroelectric project. Over the years, the Italian government has made substantial contribution and may be the largest single contributor to the project since its inception. In 2004, the government of Italy disbursed a grant of €18M through the African Development Bank (AfDB) for direct payment to contractors for various activities at the Bumbuna site. In addition to the Bumbuna project, the Italian government has also provided shiploads of rice, which are monetised to provide budgetary support to the government of Sierra Leone.

In 2005, the Italian government disbursed a total of US \$2.3M to support projects in the social sector. These include the rehabilitation of the Mabesseneh hospital in Lunsar and the Technical school at Kissy, Freetown.



3.3.9 Japan

After a long spell of inactivity in Sierra Leone, the government of Japan has recommitted itself towards the development of the country. As a first step, it has opened the Japanese International Cooperation Agency (JICA) office in Freetown and has organised study missions to Kambia and Port Loko Districts in the North to assess rural power and water supply as well as children and youths re-integration support programmes. It disbursed the sum of US\$ 2.14 million towards these study missions.

3.4 Summary of support in 2004 and 2005 by Bilateral Donors

Table 11 reveals that a total of US \$ 58.05 million was recorded from bilateral sources in 2004. Italy disbursed the highest amount of recorded funds (US\$ 21.6 million), followed by USA and DFID with US\$ 15.3 million and US\$ 14.9 million respectively. As earlier noted, there are other bilateral contributors for whom disbursement figures were not available in 2004. Nonetheless, the contributions from these donors are acknowledged as already done above in the case of China.

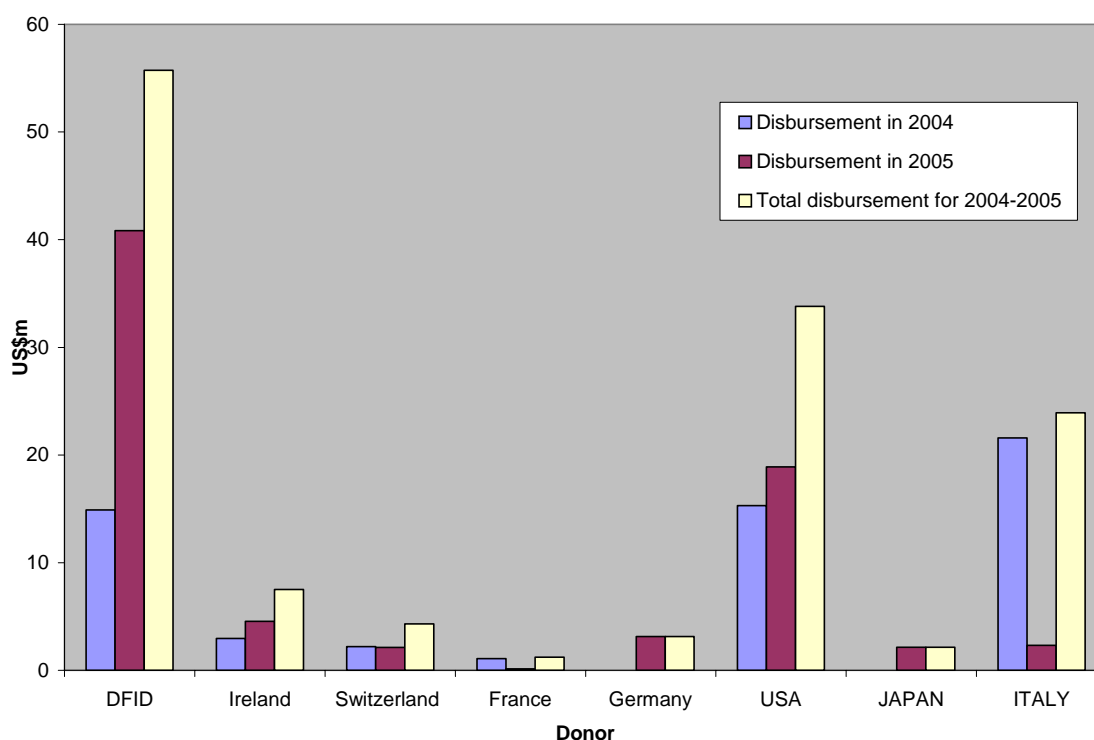
Table 11: Summary of support in 2004 and 2005 by Bilateral Donors (US\$m)⁴

Donor	Disbursement in 2004	Disbursement in 2005	Total disbursement for 2004-2005	% Of Total
DFID	14.9	40.84	55.74	42.29
Ireland	2.96	4.55	7.51	5.70
Switzerland	2.2	2.12	4.32	3.28
France	1.09	0.13	1.22	0.93
Germany	-	3.13	3.13	2.37
USA	15.3	18.9	33.8	25.65
Japan	-	2.15	2.15	1.63
Italy	21.6	2.33	23.93	18.16
Total	58.05	81.94	131.7992	100.00

In 2005, total recorded inflows from all bilateral sources amounted to US \$81.9m. DFID accounted for the highest disbursements (US\$40.84 million) in 2005. The USA also made substantial disbursements during the year followed by Ireland, Germany, Italy and Switzerland as shown in **Table 11** and **Figure 5**. In total, for the period 2004-2005, DFID disbursed the highest amount (US\$ 55.74 million, 40% of total amount disbursed), followed by USA, Italy and Ireland respectively. **Annexes 1 & 2** present development activities supported by bilateral institutions for 2004 and 2005.

⁴ The 2005 figures include funds that are channelled through NGOs

Figure 5: Summary of support in 2004 and 2005 by Bilateral Donors



3.5. Summary of Sources of Funding

In 2005, Sierra Leone receives support mainly through the following sources: Multilateral Partners, Bilateral Partners and UN Agencies.

Table 12: Summary of Sources of Funding

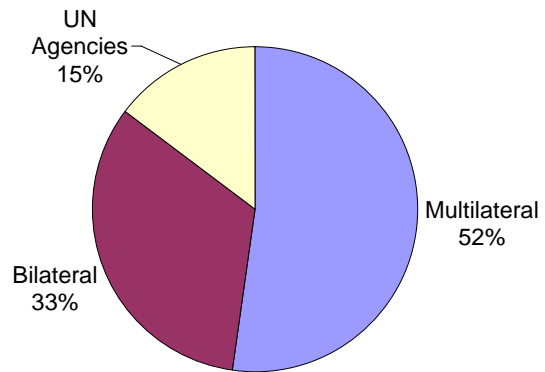
Source	Amount (US\$)	%
Multilateral	175,266,943.00	52.16
Bilateral	111,627,792.06	33.22
UN Agencies	49,146,310.00	14.63
Total	336,041,045.06	100

Multilateral partners of Sierra Leone are the World Bank, IMF, African Development Bank, Islamic Development Bank, EC, BADEA and Kuwait Fund. These institutions together provide an estimated US\$175.6 million (Table 12).

From Table 12 and Figure 6, the multilateral partners accounts for over 52% of all the support to Sierra Leone in 2005. These funds are mainly loans but some have grant components.

Figure 6: Summary of Funding Sources

Bilateral partners of Sierra Leone include USA, UK, Ireland, France, Switzerland, Japan and Germany. Together they account for 33% of total support to Sierra Leone by providing an estimated at US\$111.6 million in 2005. All resources provided by bilateral partners are grants.



The UN agencies have provided funds from the core resources of their organisations, and as well as mobilising funds from other partners, especially non-resident donors. In 2005, the UN provided an estimated US\$49 million specifically for activities in pillar three of the PRSP.

CHAPTER Four: Support to Sierra Leone by PRSP Pillars

4.1 Pillar One: Good Governance Peace and Security

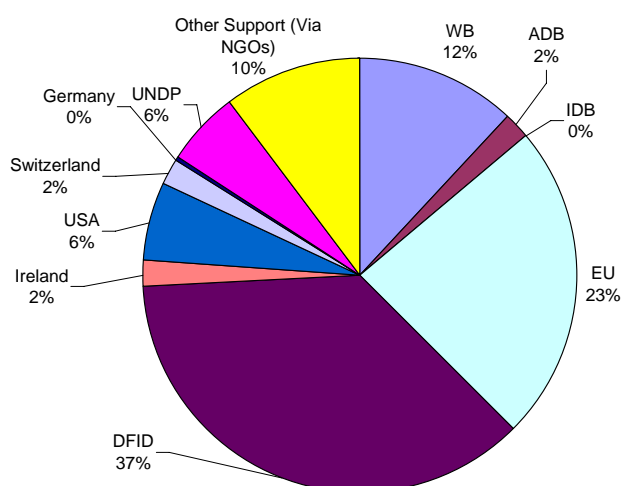
Pillar One of the SL-PRSP focuses on Good Governance, Peace and Security. The overarching policy objective is to promote efficient, transparent and accountable delivery of public services to the poor within a secure environment. Issues dealt with under this pillar are: Decentralisation, Civil Service Reform, Accountability and Transparency, Democracy, Human Rights and Security. **Table 13** shows support to PRSP pillar one in 2005.

Table 13: Donor Funding under Pillar One (US\$)

Donor	Amount Disbursed in 2005	%
WB	5,144,530.00	12.06
ADB	792,044.00	1.86
IDB	39,200.00	0.09
EC	9,965,040.00	23.36
DFID	15,735,260.00	36.89
Ireland	840,000.00	1.97
USA	2,479,122.17	5.81
Switzerland	793,630.00	1.86
Germany	60,000.00	0.14
UNDP	2,431,388.00	5.70
Other Support (Via NGOs)	4,374,690.00	10.26
Total	42,654,904.17	100

Total support for activities identified under the PRSP pillar one for 2005 is estimated at US\$41.81 million. From **Table 13** it can be seen that DFID-UK provided almost US\$16 million for support to various programmes within pillar one and this accounts for over 36% of total support to pillar one in 2005. The European Commission provided almost US \$10 million accounting for 23% of total support

Figure 7: Donor funding under Pillar 1



to pillar one in 2005, while the World Bank provided over US\$5 million accounting for 12 %. The United States of America and the UNDP provided US\$ 2.5 million and US\$ 2.4 million respectively. While Switzerland and the Islamic Development Bank provided trucks to the military and the Sierra Leone Road Transport Authority respectively, the African Development Bank and the Federal Republic of Germany provided institution capacity building support to the Ministry of Finance and the Anti Corruption Commission respectively. **Table 14** below gives a summary of the activities funded by each donor within pillar one.

Table 14: Activities implemented under Pillar One

Donor	Project	Donor	Project
WB	<ul style="list-style-type: none"> Institutional Reform and Capacity Building 	USA	<ul style="list-style-type: none"> Catholic Relief Services - United States Catholic Conference Search for Common Ground World Vision Global Rights Search for Common Ground World Relief SL
ADB	<ul style="list-style-type: none"> Institutional Reform & Governance Strengthening 		
IDB	<ul style="list-style-type: none"> Institutional & Capacity Building SLRTC 		
EU	<ul style="list-style-type: none"> Institutional Strengthening of the Ministry of Finance Support to the Decentralisation Process Decentralisation EC Assistance for Local Government Elections Support to the NAO 2004 Housing and Population Census 	Switzerland	<ul style="list-style-type: none"> Military Truck
		Germany	<ul style="list-style-type: none"> Support to the ACC, Sierra Leone
Ireland	<ul style="list-style-type: none"> Support Electoral Reform and 2007 Elections Support to the Independent UN Special Court 	UNDP	<ul style="list-style-type: none"> Governance-AWP Electoral reform 4Rs Transitional Project Programme Effectiveness National Framework Convention R&R MAC & Monitoring project Arms for Development Governance-AWP Arms for Development Small Arms Cont. MRU Interim Governance Project Arms for Development 2
DFID -UK	<ul style="list-style-type: none"> SILSEPIII Commonwealth Safety & Security Project Operation Pebu Police Training School Anti- Corruption Project ENCISS SSAJ/ Justice Sector Development Programme Support for Local Elections Public Service Reform Phase 1&2 Decentralisation & Local Government PETS Support to Parliament Killed in Action Payments Wounded in Action Payments 		

4.2 Pillar Two. Food Security and Job Creation

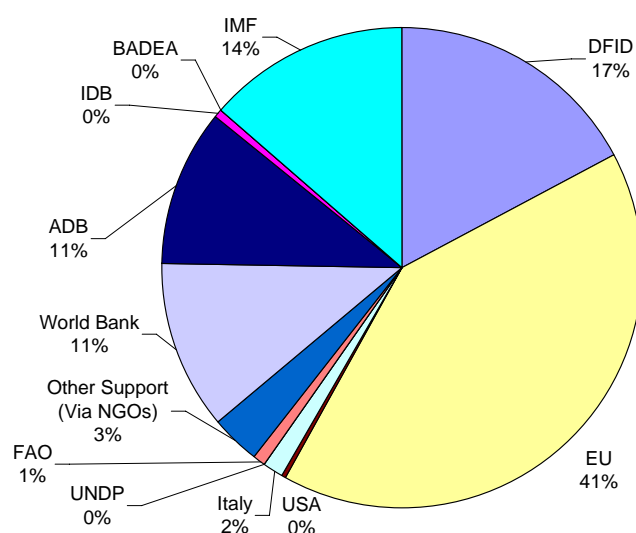
Pillar two of the PRSP focuses on promoting growth for food security and job creation. The strategy is to address private sector development, enhancing the productive sectors i.e. Agriculture, Mining and Fisheries while at the same time providing the requisite infrastructure in terms of improved road network and reliable energy supply. **Table 15** shows the support provided by various donors to the activities identified in pillar two of the PRSP.

Table 15: Donor Funding Programmes under Pillar Two (US\$)

Donor	Amount Disbursed in 2005	%
World Bank	17,059,090.00	11.451
ADB	15,922,633.00	10.688
IDB	500,000.00	0.336
BADEA	19,800.00	0.013
IMF	20,440,000.00	13.72
DFID	25,654,545.46	17.22
EU	60,692,380.00	40.739
USA	446,930.00	0.3
Italy	2,333,880.00	1.567
UNDP	41,924.00	0.028
FAO	930,337.00	0.624
Other Support (Via NGOs)	4,935,420.00	3.313
Total	148,976,939.46	100

From **Table 15**, the total amount provided by development partners to support activities identified under pillar two is estimated at almost US\$148 million in 2005. The European Commission accounted for 41% of this total by providing almost sixty million for projects especially in infrastructure and mineral resources. DFID's support to pillar two activities is also very significant accounting for 17% percent of total support to the sector. The World Bank and the African Development Bank provided US\$16.9m

Figure 8: Donor Funding under Pillar 2



and US\$15.9m respectively while the IMF support through the Poverty Reduction and Growth Facility amounted to US\$20.4 million. Activities to facilitate agricultural production were primarily supported by FAO, which amounted to US \$930,000. The USA provided support to this pillar through the West Africa Cash Crop and Community Development Association while the Government of Italy provided support to the tune of US\$2.33 million for the Bumbuna Hydroelectric project. **Table 16** gives a list of activities that were funded by development partners in 2005 under the PRSP pillar two.

Table 16: Activities implemented under Pillar Two

Donor	Project	Donor	Project
World Bank	<ul style="list-style-type: none"> • Completion Of Bumbuna-PPF • Economic Rehabilitation & Recovery • Power and Water • Infrastructure Development Project 	USAID	<ul style="list-style-type: none"> • West Africa Cash Crop and Community Development Association
EU	<ul style="list-style-type: none"> • Reopening of Sierra Rutile Mine • Emergency Rehabilitation Transmission and Distribution system • Technical Assistance to Ministry of Mineral Resources • SLRA Support Programme • Rehabilitation of Freetown - Conakry Highway • Road Infrastructure Programme • Audit of Budget Support and Evaluation of Matrix • Governance and Institutional Support • Stabilisation of Export Earnings (STABEX 99) • Strengthening Fishery Product Health Conditions in ACP/OC 	FAO	<ul style="list-style-type: none"> • Preparatory Phase for Community based Extension and Capacity Building Program • Post Emergency Accelerated Capacity building for Up scaling Operation Feed the Nation • Emergency Assistance for the Reintegration of War Handicapped and other Disabled Persons. • Assistance in the preparation of a medium term investment programme & formulation of bankable project in support to the CAADP implementation • TCP facility for FAO Representatives • Kychom Vegetable and food crop Project • Community Palm Oil Processing Project • Extension and diversification of Small Scale Animal Production • Harford School Livestock Project • Kpetema Piggery Project • Rural Women Vegetable Project • Provision of Seed Rice for Expansion Production in 2005 in Support of food security • Support to Sierra Leone for the establishment of Right to Food secretariat and Coordination Committee for Coordination of efforts in the progressive realization of the Right to adequate food. • Rehabilitation of the Agriculture Marketing Infrastructure • Support to Operation Feed the nation • Livestock Rehabilitation (short term action plan on village level restocking small ruminants, pigs and poultry) • Agricultural support to Liberian refugees and host communities <p>Emergency agricultural support to youth engagement and employment in Sierra Leone</p>
ADB	<ul style="list-style-type: none"> • Health Service Rehabilitation • Bumbuna Hydroelectric Project-Italian Grant • Economic Rehabilitation & Recovery Loan II • Nerica Rice Dissemination 	DFID	<ul style="list-style-type: none"> • Cadastre System Support • Technical Assistance Diamond Sector • Infrastructure Reconstruction Programme • Accountability Project • Private Sector Development • National Revenue Authority • Direct Budget Support •
IDB	<ul style="list-style-type: none"> • Rural Infrastructure Development 	BADEA	<ul style="list-style-type: none"> • SL Standard Bureau
Germany	<ul style="list-style-type: none"> • Basic Education for Marginalised Youth 	UNDP	<ul style="list-style-type: none"> • NAP to combat desertification
IMF	<ul style="list-style-type: none"> • PRGF Arrangement 		

4.3. Pillar Three: Human Development

Pillar three focuses on promoting Human Development through addressing low levels of education, poor health status, low access to water and sanitation and HIV/AIDS related health care. **Table 17** shows support to pillar three activities in 2005.

Table 17: Donor Funding under Pillar 3 (US\$)

Donor	Amount Disbursed in 2005	%
World Bank	19,552,571.00	13.41
ADB	3,312,000.00	2.27
IDB	4,713,016.00	3.23
BADEA	273,912.00	0.19
EU	14,941,449.20	10.25
USA	16,214,396.00	11.12
Ireland	3,709,200.00	2.54
France	129,890.00	0.09
Switzerland	1,436,368.00	0.99
Germany	3,068,400.00	2.10
Japan	2,147,338.00	1.47
UNDP	3,315,717.00	2.27
UNFPA	1,790,000.00	1.23
UNICEF	15,274,981.00	10.48
WFP	11,630,999.00	7.98
UNHCR	13,731,295.00	9.42
Other Support (Via NGOs)	30,574,142.06	20.97
Total	145,815,674.26	100

From **table 17** and **figure 9** it can be seen that an estimate of US\$145.8 million was provided to support activities under pillar three of the PRSP. The World Bank accounts for 13 percent of this total by providing almost US\$20million to the health and education sectors in 2005. The UN agencies account for over 30 percent of the total support to pillar three activities by providing an estimated US\$45.7 million. The USA and EC both provided over US\$10 million accounting for 11 and 10 percent respectively for support to pillar three activities in 2005. The AfDB provided US\$3.3 million while the Islamic Development Bank provided US\$4.7 million. The BADEA provided US\$274,000 to rehabilitate the Njala University College. Ireland, Germany, Japan, Switzerland, and France all provided support as depicted in **table 17**. The list of projects/activities that were funded under pillar three of the PRSP is shown below in **table 18**.

Figure 9: Donor Funding under Pillar 3

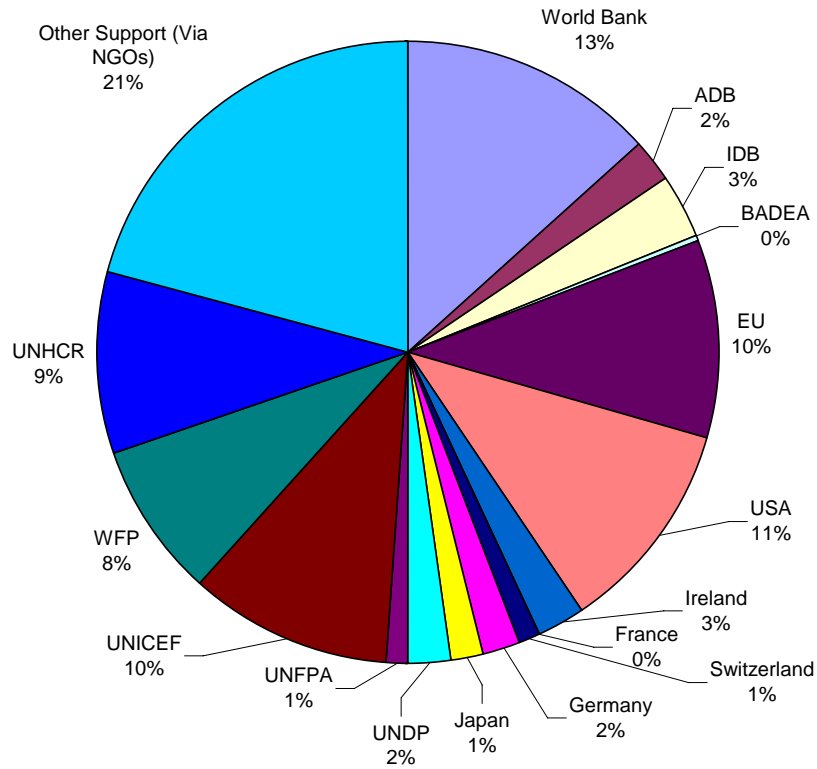


Table 18: Activities implemented under Pillar Three

Donor	Project	Donor	Project	
World Bank	<ul style="list-style-type: none"> National Social Action Health Sector Reconstruction & Development Urban Water Support Rehabilitation Of Basic Education SL-HIV/AIDS Response 	USA	<ul style="list-style-type: none"> World Vision World Rehabilitation Fund Inc. All As One American Refugee Committee International Catholic Relief Services - United States Catholic Conference Mercy Ships CARE International in Sierra Leone International Medical Corps International Rescue Committee World Relief SL All As One Life for Relief and Development International Medical Corps AFRICARE - Sierra Leone American Refugee Committee International International Rescue Committee Right To Play 	
	ADB			<ul style="list-style-type: none"> Social Action Support Rehabilitation of Basic Education
	IDB			<ul style="list-style-type: none"> Kissy Mental Hospital Construction & Reconstruction Of Primary Schools Rural Water and Sanitation Social Action Support
	BADEA			<ul style="list-style-type: none"> Rehabilitation and Extension Of NUC

Donor	Project	Donor	Project
EU	<ul style="list-style-type: none"> • Rehabilitation and Resettlement Programme • Technical Assistance to MOHS • Health Sector Support Project • Transitional Support to Health Sector 		
Switzerland	<ul style="list-style-type: none"> • NACSA (PADCO) • Small Actions, through local NGOs • UNHCR Swiss Secondments, in kind • Handicap International • COOPI • UNHCR Programme Contribution • WFP Secondment in kind • Talking Drums • ACF 	UNFPA	<ul style="list-style-type: none"> • Population & development-policy, data collection, advocacy • Pop/FLE pre service training - in school, non formal • R.H - reduction of maternal mortality & neonatal
		UNICEF	<ul style="list-style-type: none"> • Child Protection • Health • Watsan • Education • HIV/AIDS • Cross Sectoral • External Relations • Planning
Ireland	<ul style="list-style-type: none"> • Support to UNDP country Programmes • Rainbo Initiative: Building A National Sexual Assault Response Network • Strengthening UNAIDS Country Office • Emergency Obstetrics Care Programme • Tonkolili Emergency Health Care Programme • Renovation of Panguma Hospital, Kenema District 	UNICEF	
Germany	<ul style="list-style-type: none"> • Food Security & Reconciliation • Consolidation of Community-Based Reintegration Initiatives • Reintegration of Sierra Leonean Refugees & Repatriation of Liberian Refugees 		<ul style="list-style-type: none"> • Community based primary school feeding • Integrated mothers & child health & nutrition • Country Programme • Protracted Relief & Recovery Operation
Japan	<ul style="list-style-type: none"> • Follow- up Cooperation for Rural water supply • Project Formulation study Mission for Children & Youths Re- integration Support Programme in Kambia 	WFP	
UNDP	<ul style="list-style-type: none"> • Poverty-AWP • Recovery-AWP • Youth Engagement & Employment • Reintegration of ex-combatant • Recovery and Peace Building 	UNHCR	<ul style="list-style-type: none"> • Care and Maintenance for Liberian Refugees • Reintegration Programme for Sierra Leonean Returnees • Repatriation of Liberian Refugees • Local Reintegration of Liberian Refugees

4.4 Summary of support by Pillar

Table 19 below depicts support by PRSP pillars for 2005. Funding for Pillar one accounts for only 12 percent of the total support to Sierra Leone for 2005. DFID was the highest contributor providing almost US\$15 million followed by EC and the World Bank providing US\$10 million and US\$ 5 million respectively (Table 19). Disbursements for activities under pillar two are also very significant, estimated at US\$148 million and accounting for 43% of total support to Sierra Leone in 2005. EC is the highest contributor under pillar two, followed by DFID and IMF. The disbursement for pillar three activities accounted for 45% of the total support to Sierra Leone in 2005. This can be attributed to expenditures for the construction of schools and primary health care units. The World Bank is the highest contributor under pillar three followed by EC and USA in terms of individual donor contribution.

Table 19: Support by PRS Pillars (US\$ 000's) 2005

Donor	Pillar 1	Pillar 2	Pillar 3	Total	% of All Donor Support
World Bank	5,144.53	17,059.09	20,452.57	42,656.19	12.67
ADB	792.04	15,922.63	3,312.00	20,026.67	5.95
IDB	39.2	500	4,713.02	5,252.22	1.56
IMF		20,440.00		20,440.00	6.07
BADEA		19.8	273.91	293.71	0.09
EC	9,964.32	60,692.38	15,941.45	86,598.15	25.73
DFID	15,735.26	25,654.55		41,389.81	12.30
Ireland	840.00		3,709.20	4,549.20	1.35
USA	2,479.12	446.93	15,573.50	18,499.55	5.50
Switzerland	793.63	0	1,436.37	2,230.00	0.66
Germany	60		3,068.40	3,128.40	0.93
Japan			18.35	18.35	0.01
Italy		2,333.88		2,333.88	0.69
France			129.89	129.89	0.04
UNDP	2,431.39	41.92	3,315.72	5,789.03	1.72
FAO		930		930.00	0.28
UNFPA			1,790.00	1,790.00	0.53
UNICEF			15,274.98	15,274.98	4.54
WFP			11,631.00	11,631.00	3.46
UNHCR			13,731.30	13,731.30	4.08
Other Support Via NGOs	4,374.69	4,935.42	30,574.14	39,884.25	11.85
Total	42,654.18	148,976.60	144,945.80	336,576.58	100.00
%	12.16	43.17	44.67	100.00	

CHAPTER FIVE: Conclusion

5.1. Limitations of the Analysis

Different Financial Years

Some donors use the calendar year whilst others use fiscal years (e.g. APR-MAR, MAY-JUNE). Most donors' financial years are not aligned with National Financial Years, thereby posing serious difficulty getting quarterly and predictable data on external assistance.

Disbursements made externally

Resident donor offices do not readily have the disbursement figures for procurement done by their headquarters. In addition, expenditure on recruitment of consultants and Technical Assistants (TAs) is usually not reported to the Government.

Delay in reporting from donors and PIUs.

Due to the delays in getting the data from donors or their PIUs, it is difficult to undertake a comprehensive analysis of resource inflows into Sierra Leone. Donors have agreed to provide quarterly updates to Government but this is not very effective to date.

Lack of disaggregated data

In most cases the data submitted to Government by the partners is not disaggregated. For instance if an analysis of regional support in terms of district level support is required, many donors are unable to provide this information. This is also true if an analysis is required on the impact of TAs on the programmes.

Multiple Request

Quite often different Government agencies request the same information from partners. This creates confusion for partners and as a result affects their commitment to provide the requested data.

Lack of NGO data

This makes analysis of programmes very difficult. The NGO unit at MODEP is addressing this problem but there are difficulties in getting the required data.

Quantifying certain Bilateral Support

Some partners provide support in the form of Technical Assistance or logistics in the form of equipments or vehicles. In some instances, it is in the form of rehabilitation of certain infrastructure. The difficulty in quantifying these types of assistance in monetary form makes analysis of the support to Sierra Leone biased.

5.2 Recommendations

Develop and implement an Aid Policy

This policy should clearly define roles and responsibilities of Government institutions as well as development partners. An effective Aid Policy will address the issues of multiple requests and delays in reporting.

Resource inflows reviews

There is a need to make discussions on resource inflows a standing item on the Agenda for DEPAC and other donor/GoSL dialogue forum. This will ensure that the data required for such meetings is submitted to GoSL prior to these meetings. In addition, it will address some of the issues of implementation that relates to disbursements.

Tracking Funds channelled through NGOs

The lack of NGO disbursement data in the previous years affects the trend analysis of this report (see **Annex 3**). The capacity of the NGO unit in MODEP should be enhanced to ensure that the unit can adequately track and record data relating to NGOs activities.

In conclusion, aid coordination is a daunting task. Although progress is being made in tracking the data there is a need to improve on the current mechanism. Increased commitment by partners will ensure that effective coordination becomes a reality. GoSL on the other hand needs to clarify roles and responsibilities of the various agencies dealing with development partners.

Annex 1: Donor Disbursement to Sierra Leone 2004 (thousand US\$)

* The code for **Social Sector** is 100; **Infrastructure** is 110; **Governance & Security** is 120; **Agriculture & Natural Resources** is 130; **Macroeconomic and Private Sector Development** is 140; **Humanitarian and Food Aid** is 150

A	B	C	D	E	F	G	H	I	J	K
No.	Donor/Project	Aid Type	Implementing Partners	Sector	Project Location	Project Duration	Amount Appr.	Amount Disb.	2006 Estimate	2007 Estimate
	The World Bank							21,557.44		
1	ERRC III	L	Ministry of Finance	Macroeconomic.....				17,513.63		
2	HIV/AIDS Response Project	L	National AIDS Secretariat (NAS)	Social				1,206.52		
3	National Social Action Project	L	NaCSA	Social				697.88		
4	Second Public Sector Mgmt. Support	L	Ministry of Finance	Governance				299.28		
5	Transport Sector Project	L	Ministry of Transport & Communication	Infrastructure				693.10		
6	Governance Reform Programme	L	Ministry of Presidential Affairs	Governance				123.08		
7	Health Sector Reconstruction and Development Project	G	Ministry of Health and Sanitation	Social				462.48		
8	Institutional Reform and Capacity Building	G	Office of the President	Governance				135.61		
9	Power and Water Project	L	Ministry of Energy and Power	Infrastructure				425.87		
	AfDB							29,261.18		
1	Artisan Fisheries Devt. Project(L)	L	Ministry of Fisheries and Marine Resources	Agriculture & Nat.I Res.				1,665.05		
2	Health Service Rehabilitation Project (G)	G	Ministry of Health and Sanitation	Social				2,897.01		
3	Economic Rehab. & Recovery Loan(L)	L	Ministry of Finance	Macroeconomic				14,655.35		
4	Rehabilitation and Reconstruction Project (G)	G	NaCSA	Social				287.76		
5	Rehabilitation and Reconstruction Project(L)	L	NaCSA	Social				1,192.20		
6	Bumbuna Hydro Electric Project(L)	L	Ministry of Energy and Power	Infrastructure				6,981.01		

A	B	C	D	E	F	G	H	I	J	K
No.	Donor/Project	Aid Type	Implementing Partners	Sector	Project Location	Project Duration	Amount Appr.	Amount Disb.	2006 Estimate	2007 Estimate
7	Institutional Support Project for PFM and the Energy Sector (L)	L		Governance				690.00		
8	Social Action Support Project (L)	L	NaCSA	Social				892.80		
EU								32,560		
1	Health Sector Support Programme		Ministry of Health and Sanitation	Social				2,214		
2	Technical Assistance to Min of Health & Sanitation			Social				213		
3	Rehabilitation and Resettlement Programme			Social				6,055		
4	Transitional Support to former IDPs, Returnees, Refugee, Hosting Communities			Social				8,482		
5	Food Security/Rights Based Approach			Agriculture & Nat. Res				603		
6	Sierra Leone Roads Authority Support Programme			Infrastructure				2,954		
7	Freetown-Conakry Highway Phase 1			Infrastructure				12,039		
IDB								4,206		
1	Const. of Primary Schs.-Eastern & Northern(L)		Ministry of Education	Social				988.67		
2	Const. of Primary Schs.-Western & Southern(L)		Ministry of Education	Social				90.68		
3	Reconst. & Const. of Kissy Mental Home(L)		Ministry of Health	Social				56.42		
4	Rural Water Supply & Sanitation (L)		Ministry of Energy & Power	Infrastructure				1,728.91		
5	National Social Action Proj.(L)			Social				1,242.04		
6	Integrated Rural Devt. Proj.(L)			Social				99.66		

A	B	C	D	E	F	G	H	I	J	K
No.	Donor/Project	Aid Type	Implementing Partners	Sector	Project Location	Project Duration	Amount Appr.	Amount Disb.	2006 Estimate	2007 Estimate
	IMF							42,000.00		
1	PRGF three Year Arrangement		Ministry of Finance	Macroeconomic				42,000.00		
	BADEA							758.80		
1	Kent-Tokeh Road Proj.(L)			Infrastructure				758.80		
	OPEC							9.50		
1	CIP Arrangement		BSL	Macroeconomic				9.50		
	DFID							14,898.00		
1	Poverty Reduction Strategy Paper		PASCO	Social				434.63		
2	Community Reintegration Programme-GTZ		GTZ	Social				877.13		
3	Community Reintegration Programme-DDR, NGOs/ Gov't Min		DDR, NGOs & Ministries	Social				2,106.00		
4	NaCSA (TA)		NaCSA	Social				9.13		
5	Technical Assistance to Diamond Sector		Ministry of Mines	Agriculture & Nat. Res				70.40		
6	Programme Aid			Social				10,000.00		
7	Infrastructure Reconstruction Programme		SLRA, SLP, NRC, Ministries	Infrastructure				426.28		
8	Commonwealth Safety and Security		SLP	Governance & Security				106.54		
9	Law Development Project		British Council, Administration & Registrar General's Office	Governance & Security				508.59		
10	Decentralisation and Local Government		Decentralisation Department	Governance & Security				108.47		
11	Security Sector Reform (SILEP)		SLP	Governance & Security				233.98		
13	Support to Anti-Corruption Commission I		ACC	Social				366.10		
14	Governance Reform Programme I		Governance Reform Secretariat	Governance & Security				51.13		

A	B	C	D	E	F	G	H	I	J	K
No.	Donor/Project	Aid Type	Implementing Partners	Sector	Project Location	Project Duration	Amount Appr.	Amount Disb.	2006 Estimate	2007 Estimate
15	Paramount Chief Restoration		Governance Reform Secretariat	Governance & Security				15.78		
16	Media Development Project		Ministry of Information, SLBS, FBC	Infrastructure				1,100.00		
	Ireland							2,959.99		
1	Emergency Health Care		MSF	Social				150.00		
2	Education Renewal		Plan Ireland	Social				178.80		
3	Recovery Project		Tear Fund	Social				272.40		
4	Interim Governance Project, decentralisation		UNDP	Governance & Security				27.60		
5	Improving Health Among Rural Women		World Vision	Social				288.00		
6	NGO Co-financing Scheme		CCF	Social				69.31		
7	Multi Annual Programme Scheme		Christian Aid	Social				506.63		
8	Multi Annual Programme Scheme		Concern	Social				846.35		
9	Multi Annual Programme Scheme		GOAL	Social				562.15		
10	Multi Annual Programme Scheme		Trocaire	Social				58.74		
	UNHCR							22,422.21		
1	Care and Maintenance for Liberian Refugees			Humanitarian & Food Aid				8,803.90		
2	Reintegration Programme for Sierra Leonean Returnees			Social				12,016.62		
3	Local Reintegration for Liberian Refugees			Social				601.70		
4	Emergency Project			Humanitarian & Food Aid				1,000.00		
	FAO							2,195.90		
1	Post Emergency Accelerated Capacity Building for Up scaling Operational Feed the Nation			Government				387.00		

A	B	C	D	E	F	G	H	I	J	K
No.	Donor/Project	Aid Type	Implementing Partners	Sector	Project Location	Project Duration	Amount Appr.	Amount Disb.	2006 Estimate	2007 Estimate
2	Post Emergency Accelerated Capacity Building for Up Scaling Operation Feed the Nation			Governance				250.00		
3	Support to S/L for the Establishment of a Right to Food Secretariat & Coordn. Committee for Coordn. of effort in the Progressive Realizn. of the Right to Adequate Food			Government				345.72		
4	Emmergency Agricultural Support to Youth Engagement and Employment in Sierra Leone			Agriculture				650.00		
5	Rehabilitation of the Agricultural Market Infrastructure			Agriculture				184.42		
6	Community Cutting Grass Development Programme			Agriculture				4.64		
7	Kychom Vegetable and Food Crop Project			Agriculture				7.80		
8	Community Palm Oil Processing Project			Agriculture				7.30		
9	Mokandor Fishing Project			Agriculture				5.30		
10	Small Ruminants Production Project			Agriculture				3.89		
11	Community Yam Production Project			Agriculture				6.54		
12	Kpetema Piggery Project			Agriculture				5.74		
13	Koya Honey Bee Project			Agriculture				4.55		
14	Harford School Livestock Project			Agriculture				5.60		
15	Extension and Diversification of Small Scale Animal			Agriculture				7.06		
16	Mogbwemo Community Development Project			Agriculture				6.55		
17	Rural Women Vegetable Project			Agriculture				6.25		
	UNDP 2004							12,272.85		
1	Pro-Poor Policy Formulation			Social				135.63		
2	Recovery and Peace Building			Social				178.83		

A	B	C	D	E	F	G	H	I	J	K
No.	Donor/Project	Aid Type	Implementing Partners	Sector	Project Location	Project Duration	Amount Appr.	Amount Disb.	2006 Estimate	2007 Estimate
3	Arms For Development			Governance and Security				439.88		
4	NORAD Support to Reintegration			Social				723.87		
5	Re-integration of Ex-comb.			Social				786.21		
6	Arms For Development			Governance and Security				473.90		
7	Local Government Elections 2004			Governance and Security				2,348.56		
8	Elections 2002			Governance and Security				455.54		
9	AWP-Support to Elections			Governance and Security				34.84		
10	Shelter Assistance-Phase 2			Social				769.46		
11	Youth Engagement and Employment			Social				145.79		
12	Sierra Leone Biodiversity Strategy			Agriculture and Natural Resources				10.13		
13	National F/work Convention			Agriculture and Natural Resources				103.48		
14	Re-integration of Ex-com.			Social				39.78		
15	Interim Governance Project			Governance and Security				710.10		
16	S/Leone Interim Recovery Project-20			Social				1,090.57		
17	Support to Poverty Reduction S			Social				753.49		
18	Democratic Governance-AWP			Governance and Security				1,130.86		
19	UNDP Poverty Programme			Social				479.54		
20	Recovery and Peace Building-A			Social				706.15		
21	S/Leone Interim Recovery Project-20			Social				33.77		
22	Reintegration of Ex-combatant			Social				13.19		
23	4Rs Transitional Project			Social				287.74		
24	Coordination and Outreach			Social				190.33		
25	Recovery and Peace Building-A			Social				231.19		

A	B	C	D	E	F	G	H	I	J	K
No.	Donor/Project	Aid Type	Implementing Partners	Sector	Project Location	Project Duration	Amount Appr.	Amount Disb.	2006 Estimate	2007 Estimate
	UNICEF							10,289.50		
1	Child Protection			Social				2,127.92		
2	Health			Social				3,133.55		
3	Watsan			Social				810.03		
4	Education			Social				2,432.94		
5	HIV/AIDS			Social				470.47		
6	Cross Sectoral			Social				831.60		
7	External Relations			Governance...				250.00		
8	Planning			Governance...				233.00		

Annex 2: Donor Disbursement to Sierra Leone 2005 (thousand US\$)

The code for **Social Sector** is 100; **Infrastructure** is 110; **Governance & Security** is 120; **Agriculture & Natural Resources** is 130; **Macroeconomic and Private Sector Development** is 140; **Humanitarian and Food Aid** is 150

A	B	C	D	E	F	G	H	I	J	K
No.	Donor/Project	Aid Type	Implementing Agency	Sector	Project Location	Project Duration	Amount Approved	Amount Dist.	2006 Estimate	2007 Estimate
	World Bank/IDA							42,656.19		
1	National Social Action	L	NaCSA	100		24/04/03-31/12/08	35,000,000.00	6,948.65		
2	Institutional Reform and Capacity Building	G	Office of the President	120		11/05/04-30/06/08	25,120,000.00	5,144.53		
3	Health Sector Reconstruction & Development	G	Min. of Health & San.	100	All Districts	25/02/03-28/02/08	20,000,000.00	3,716.61		
4	Urban Water Support	L	SALWACO	100				2,707.09		
5	Rehabilitation Of Basic Education	G	MEST	100	All Districts	25/02/03-30/06/08	20,000,000.00	3,910.53		
6	SL-HIV/AIDS Response	L	Ministry of Health	100	All Districts	26/03/02-31/12/26	15,300,000.00	3,169.70		
7	Completion Of Bumbuna-PPF	G	Ministry of Energy & Power	110	Western Area, Makeni, Magburaka, Port-Loko	16/06/05-N/A	53,800,000.00	1,328.89		
8	Economic Rehabilitation & Recovery	G	Min. of Finance	140				14,680.20		
9	Power and Water	L	Min. of Energy & Power	110		01/07/2004-31/03/010	35,000,000.00	850.00		
10	Infrastructure Development Project	L	Office of the Vice President	110	Bo-Kenema, Makeni-Matotoka, Kailahun, Kono, Koinadugu, Freetown/Lungi	06/12/05-30/09/011	44,000,000.00	200.00		

A	B	C	D	E	F	G	H	I	J	K
No.	Donor/Project	Aid Type	Implementing Agency	Sector	Project Location	Project Duration	Amount Approved	Amount Dist.	2006 Estimate	2007 Estimate
	ADB							20,027.46		
1	Health Service Rehabilitation	L	Min. of Health & San.	100				2,231.84		
2	Bumbuna Hydroelectric Project-Italian Grant	G		110				2,991.97		
3	Institutional Reform & Governance Strengthening	G		120				792.04		
4	Bumbuna Hydroelectric Power	L	Min. of Energy & Power	110				0.72		
5	Social Action Support	L	NaCSA	100				2,933.54		
6	Social Action Support	G	NaCSA	100				104.34		
7	Rehabilitation of Basic Education	G		100				142.00		
8	Rehabilitation of Basic Education	L		100				132.12		
9	Economic Rehabilitation & Recovery Loan II	L	Min. of Finance	140				10,415.49		
10	Nerica Rice Dissemination	L	Min. of Agriculture	130				238.56		
11	Nerica Rice Dissemination	G	Min. of Agriculture	130				44.84		
	IDB							5,252.22		
3	Kissy Mental Hospital	L	Min. of Health	100				139.13		
4	Construction & Reconstruction Of Primary Schools	L	Min. of Education	100				809.11		
5	Institutional & Capacity Building SLRTC	G		120				39.20		
6	Rural Water and Sanitation	L	Min of Energy & Power	100				792.75		
7	Social Action Support	L	NaCSA	100				2,972.03		
8	Rural Infrastructure Development	L		110				500.00		
	BADEA							293.71		
1	Rehabilitation and Extension Of NUC	L		100				273.91		

A	B	C	D	E	F	G	H	I	J	K
No.	Donor/Project	Aid Type	Implementing Agency	Sector	Project Location	Project Duration	Amount Approved	Amount Dist.	2006 Estimate	2007 Estimate
2	SL Standard Bureau	G		120				19.80		
EU								86,598.15	39,021.57	23,583.72
1	Reopening of Sierra Rutile Mine	G	M. of Mineral Resources	130	Bonthe			26,730.00	2,400.00	96.00
2	Emergency Rehabilitation Transmission and Distribution system	G	M. of Energy	150	Western Area			420.30	101.55	-
3	Technical Assistance to Ministry of Mineral Resources	G	M. of Mineral Resources	120	National			168.00	103.06	432.00
4	SLRA Support Programme	G	M. of Work/SLRA	120	National			6,746.09	2,097.17	2,817.41
5	Rehabilitation of Freetown - Conakry Highway	G	M. of Works/SLRA	110	Rogbere Jnct			6,013.20	713.51	550.96
7	Road Infrastructure Programme	G		110				16,173.60	11,202.99	11,532.00
8	Institutional Strengthening of the Ministry of Finance	G	Ministry of Finance	120	National			1,524.00	1,256.49	1,284.00
9	Audit of Budget Support and Evaluation of Matrix	G	Ministry of Finance	120	National			78.00	35.52	-
10	Governance and Institutional Support	G	MLGCD/MoDEP	120	National			6.07	-	-
11	Rehabilitation and Resettlement Programme	G	MoHS/MoED	100	National			971.55	456.14	339.60
12	Rehabilitation and Resettlement Programme	G	MoHS/MoED	100	National			756.00	849.75	792.00
13	Rehabilitation and Resettlement Programme	G	MoHS/MoED	100	National			6,041.89	3,630.83	821.22
14	Technical Assistance to MOHS	G	MoHS	100	National			192.00	-	-
15	Stabilisation of Export Earnings (STABEX 99)	G	Min. of Agriculture	140	Kailahun and Ke			1,957.12	-	-
16	Strengthening Fishery Product Health Conditions in ACP/OC	G	Min. of Marine Res.	130	Western Area			2,400.00	-	-
18	Support to the Decentralisation Process	G	MLGCD	120	National			0.72	-	-
19	Decentralisation	G	MLGCD	120	National			3,000.00	5,460.00	-
20	EC Assistance for Local	G	MLGCD/NEC	120	National			1,920.00	-	-

A	B	C	D	E	F	G	H	I	J	K
No.	Donor/Project	Aid Type	Implementing Agency	Sector	Project Location	Project Duration	Amount Approved	Amount Dist.	2006 Estimate	2007 Estimate
	Government Elections									
21	Support to the NAO	G	MoDEP	120	National			600.00	788.60	660.00
22	2004 Housing and Population Census	G	MoDEP/SSL	100	National			1,137.60	1,325.79	100.68
23	Health Sector Support Project	G	MoHS	100				6,480.00	3,980.37	2,424.00
24	Transitional Support to Health Sector	G	MoHS					1,500.00	4,619.81	1,733.85
	DFID-UK							40,844.81	13,464.78	5,994.57
1	SILSEPIII	G	Min PA, SL, MOD, ONS	120	All			2,727.27	2.73	2.73
2	Commonwealth Safety & Security Project	G	SL Police & Min of Int.	120	All			727.27	4,368.00	1,274.00
3	Operation Pebu	G	MoD, RSLAF	120	Various			545.45	546.00	664.30
4	Police Training School	G	SL Police & Min of Int.	120	Hasting			545.45		
5	Cadastre System Support	G	Min. of Min. Resources	120	Kono			245.45	267.54	
6	Technical Assistance Diamond Sector	G	Min. of Min. Resources	120	All Diamond Areas			363.64	0.45	0.45
7	Anti- Corruption Project	G	Anti-Corruption Comm.	120	All			2,181.82	1,638.00	
9	ENCISS	G	Min PA, Min Y&S,DACO	120	Bombali			1,818.18	2,821.00	2,730.00
10	SSAJ/ Justice Sector Development Programme	G	Mol, SLP, ONS	120	All			1,136.36	5,460.00	9.09
11	Infrastructure Reconstruction Programme	G	Various Ministries	110	All			727.27		
13	Support for Local Elections	G	Various Ministries	120	All			2,727.27		
15	Public Service Reform Phase 1&2	G	GRS, Min PA	120	All			500.00	2.36	
16	Decentralisation & Local Government	G	Min LGRD	120	ALL			335.26	3.64	3.64
17	Support to Parliament	G	Parliament	120	All			909.09	1.09	
18	Accountability Project	G	National Auditor	120	All			1,454.55	1.09	

A	B	C	D	E	F	G	H	I	J	K
No.	Donor/Project	Aid Type	Implementing Agency	Sector	Project Location	Project Duration	Amount Approved	Amount Dist.	2006 Estimate	2007 Estimate
19	PETS	G	Various Ministries	120	All			181.82	169.26	140.14
20	Private Sector Development	G	M. of Trade & Industries	140	All			545.45	509.60	400.40
21	National Revenue Authority	G	Various Ministries	120	All			318.18	2,184.00	2,548.00
22	Direct Budget Support	G	Min. of Finance	140	All			21,273	27.27	36.36
23	Killed in Action Payments	G	MoD, RSLAF	100	All			218.18		
24	Wounded in Action Payments	G	MoD, RSLAF	100	All			1,363.64		
Ireland										
1	Support provided towards UNDP's country Programme	G	UNDP	120		2006			1200000	
2	Irish MAPs partners report separately to MODEP on interventions.	G	MAPs funding through Irish NGO's			2005-2007		2,400,000.00	2,400,000.00	2,400,000.00
3	Support Electoral Reform and 2007 Elections	G	NEC	120		2005-2007		600,000.00	600,000.00	
4	Support to the Independent UN Special Court	G	UN Special Court	120		2003-2006		240,000.00	720000	
5	Promoting Information	G	Foundation Hironnelle	100		2006-2008			240,000.00	240,000.00
6	Support for the Programme of Partnership Africa Canada (PAC)	G	PAC	100		2005-2006		120,000.00	60000	
7	Strengthening UNAIDS Country Office in Sierra Leone to support the national response	G	MDAs, NAS, CSOs, INGO, UNAIDS	100		2006-2007		300,000.00	300,000.00	
8	Rainbo Initiative: Building a National Sexual Assault Response Network	G	MOHS, MSWGCA thro' IRC	100		2006-2007			360,000.00	360,000.00
9	Emergency Obstetric Care (EmOC) Programme	G	MOHS through IRC	100	Kenema	2006-2007		342,000.00	360,000.00	360,000.00
10	Tonkolili Emergency Health Care Programme for pregnant women and Children	G	MSF (UK)	100	Tonkolili District	2005-2006		366,000.00	240000	
11	Renovation of Panguama Hospital Kenema District	G	Caritas Kenema	100	Kenema	2005-2006		181,200.00		

A	B	C	D	E	F	G	H	I	J	K
No.	Donor/Project	Aid Type	Implementing Agency	Sector	Project Location	Project Duration	Amount Approved	Amount Dist.	2006 Estimate	2007 Estimate

USA								18,900.00		
	Catholic Relief Services - United States Catholic Conference	G	Peace and Reconciliation	120	National			59.29		
	Catholic Relief Services - United States Catholic Conference	G	Extractives/PRSP	120	National			19.76		
	Search for Common Ground	G	Strengthening Democratic Governance	120	Kono			370.54		
	Search for Common Ground	G	Strengthening Democratic Governance	120	Kailahun			370.54		
	Search for Common Ground	G	Strengthening Democratic Governance	120	Kenema			370.54		
	Search for Common Ground	G	Strengthening Democratic Governance	120	Koinadugu			370.54		
	Search for Common Ground	G	Links	120	Kono			148.22		
	Search for Common Ground	G	Links	120	Kailahun			148.22		
	Search for Common Ground	G	Links	120	Koinadugu			148.22		
	World Vision	G	Christian Impact	120	Kono			4.94		
	World Vision	G	Christian Impact	120	Bo			4.94		
	Global Rights	G	NGO SSP	120	Western Area Urban			74.11		
	West Africa Cash Crop and Community Development Association	G	Cash Crop Development Process	130	Koinadugu			0.37		
	West Africa Cash Crop and Community Development Association	G	Cash Crop Development Process	130	Tonkolili			0.37		
	West Africa Cash Crop and Community Development Association	G	Cash Crop Development Process	130	Moyamba			0.37		

A	B	C	D	E	F	G	H	I	J	K
No.	Donor/Project	Aid Type	Implementing Agency	Sector	Project Location	Project Duration	Amount Approved	Amount Dist.	2006 Estimate	2007 Estimate
	West Africa Cash Crop and Community Development Association	G	Cash Crop Development Process	130	Kambia			0.37		
	West Africa Cash Crop and Community Development Association	G	Cash Crop Development Process	130	Western Area Urban			0.37		
	West Africa Cash Crop and Community Development Association	G	Cash Crop Development Process	130	Port Loko			0.37		
	West Africa Cash Crop and Community Development Association	G	Cash Crop Development Process	130	Bombali			0.37		
	West Africa Cash Crop and Community Development Association	G	Cash Crop Development Process	130	Bonthe			0.37		
	World Vision	G	Livelihood security & Econ. Devt	130	Kono			440.17		
	World Rehabilitation Fund Inc.	G	Micro Entreprises Development Project	140	Western Area Urban			3.79		
	World Rehabilitation Fund Inc.	G	Micro Entreprises Development Project	140	Bo			3.79		
	All As One	G	All as One Medical Clinic	100	Western Area Urban			7.24		
	American Refugee Committee International	G	HIV/AIDS	100	Port Loko			45.67		
	Catholic Relief Services - United States Catholic Conference	G	HIV/AIDS	100	National			88.93		
	Catholic Relief Services - United States Catholic Conference	G	Health Project	100	Koinadugu			19.76		
	Catholic Relief Services - United States Catholic Conference	G	Health Project	100	Kenema			19.76		
	Mercy Ships	G	Aberdeen Clinic Fistula Center (ACFC)	100	Western Area Urban			98.81		

A	B	C	D	E	F	G	H	I	J	K
No.	Donor/Project	Aid Type	Implementing Agency	Sector	Project Location	Project Duration	Amount Approved	Amount Dist.	2006 Estimate	2007 Estimate
	CARE International in Sierra Leone	G	Child Survival	100	Koinadugu			345.84		
	CARE International in Sierra Leone	G	CSMF/HIV/AIDSAY	100	Koinadugu			110.67		
	International Medical Corps	G	Mental Health	100	Kailahun			82.79		
	International Rescue Committee	G	Child Survival and Health	100	Kono			1,409.31		
	All As One	G	All as One Tutorial	100	Western Area Urban			4.31		
	World Relief SL	G	Child Development	100	Kailahun			69.17		
	World Relief SL	G	Child Development	100	Western Area Urban			19.76		
	All As One	G	All as One Children's Centre	100	Western Area Urban			34.48		
	All As One	G	All as One Sponsorship	100	Western Area Urban			3.45		
	Life for Relief and Development	G	Orphan's Care	100	Western Area Urban			13.34		
	CARE International in Sierra Leone	G	Development Rehabilitation Programme	100	Tonkolili			2,124.44		
	CARE International in Sierra Leone	G	Development Rehabilitation Programme	100	Koinadugu			2,124.44		
	CARE International in Sierra Leone	G	LINKS	100	Kailahun			335.96		
	CARE International in Sierra Leone	G	LINKS	100	Kailahun			335.96		
	CARE International in Sierra Leone	G	LINKS	100	Kono			335.96		
	International Medical Corps	G	Food for Progress	100	Koinadugu			51.57		
	World Vision	G	Development Relief Project	100	Kailahun			356.79		
	World Vision	G	Development Relief Project	100	Kono			356.79		

A	B	C	D	E	F	G	H	I	J	K
No.	Donor/Project	Aid Type	Implementing Agency	Sector	Project Location	Project Duration	Amount Approved	Amount Dist.	2006 Estimate	2007 Estimate
	World Vision	G	GIK(mixed Shipment)	100	Bonthe			121.92		
	World Vision	G	GIK-mixed shippment	100	National			0.37		
	World Vision	G	GIK-mixed shippment	100	Bo			0.37		
	World Vision	G	GIK-mixed shippment	100	Kono			0.37		
	World Vision	G	GIK-mixed shippment	100	Western Area Urban			0.37		
	World Vision	G	GIK-mixed shipment	100	Western Area Rural			0.37		
	World Vision	G	GIK-mixed shipment	100	Bo			0.37		
	World Vision	G	GIK-mixed shipment	100	Kono			0.37		
	World Vision	G	GIK-mixed shipment	100	Western Area Urban			0.37		
	World Vision	G	GIK- direct shipment	100	Western Area Rural			0.37		
	World Vision	G	GIK- direct shipment	100	Kono			0.37		
	World Vision	G	GIK- direct shipment	100	Bo			0.37		
	World Vision	G	GIK- direct shipment	100	Western Area Urban			0.37		
	World Vision	G	Area Development program	100	Western Area Rural			123.51		
	AFRICARE - Sierra Leone	G	Development Relief Programme	150	Bo			706.13		
	American Refugee Committee International	G	Income Generation and Microenterprise for Liberian Refugees	150	Kailahun			199.65		
	American Refugee Committee International	G	Income Generation and Microenterprise for Liberian Refugees	150	Bo			199.65		

A	B	C	D	E	F	G	H	I	J	K
No.	Donor/Project	Aid Type	Implementing Agency	Sector	Project Location	Project Duration	Amount Approved	Amount Dist.	2006 Estimate	2007 Estimate
	International Rescue Committee	G	Victims of Torture and Trafficking Project	150	Kenema			736.18		
	Right To Play	G	Sport Health Freetown	100	Kailahun			1,482.17		
	Right To Play	G	Sport Health Freetown	100	Western Area Urban			1,482.17		
	Right To Play	G	Sport Health Port Loko	100	Western Area Rural			13.17		
	Right To Play	G	Sport Health Port Loko	100	Port Loko			13.17		
	Right To Play	G	Sport Health Port Loko	100	Tonkolili			13.17		
	Search for Common Ground	G	Na Wi Pot	100	Koinadugu			260.81		
	World Relief SL	G	Faith	100	Kailahun			128.45		
	Other	G	All	100	All			2,480.00		
	Switzerland							2,115.00		
1	NACSA Padco	G	Soc. Welfare Gen.&Child.	100	All			46,134.00		
2	Small Actions, through local NGOs	G	I-NGO	100	All			58,462.00		
3	UNHCR Swiss Secondments, in kind	G	International Organisation	100	Kenema			413,355.00		
4	Handicap International	G	I-NGO	100	Freetown			100,000.00		
5	COOPI	G	I-NGO	100	Freetown			178,462.00		
6	UNHCR Programme Contribution	G	International Organisation	150	Kenema			394,215.00		
7	Military Truck	G	Ministry of Defence	120	All			678,632.00		
8	WFP Secondment in kind	G	International Organisation	130				46,154.00		
9	Talking Drums	G	I-NGO	120	All			38,432.00		
10	ACF	G	I-NGO	130	Northern provinces			46,154.00		

A	B	C	D	E	F	G	H	I	J	K
No.	Donor/Project	Aid Type	Implementing Agency	Sector	Project Location	Project Duration	Amount Approved	Amount Dist.	2006 Estimate	2007 Estimate
	Germany							3,128.40	1,459.20	720.00
1	Food Security & Reconciliation	G	Local Govt.& Comm. Dev	100	Kono, Kailahun			840.00	480.00	720.00
2	Consolidation of Community-Based Reintegration Initiatives	G	N.A. (emergency aid)	100	Kono, Kailahun			720.00		
3	Basic Education for Marginalised Youth	G	Min. of Youths & Sports	100	WA, Kono, Kailahun			624.00	360.00	
4	Reintegration of Sierra Leonean Refugees & Repatriation of Liberian Refugees	G	NaSCA(BMZ-UNHCR)	150	Kono, Kailahun, Pujehun, Kenema			884.40	529.20	
5	Support to the ACC, Sierra Leone	G	Anti-Corruption Comm.	120	National			60.00	90.00	
	Japan							2,147.34		
1	Follow- up Cooperation for Rural water supply	G	SALWACO	social				1,723.00		
2	Project Formulation study Mission for Children & Youths Re-integration Support Programme in Kambia	G		social				424.34		
	UNDP 2005							5,789.03		
1	Governance-AWP	G		Governance & Security				1,355.72		
2	Electoral reform	G		Governance & Security				34.63		
3	Poverty-AWP	G		Social				1,076.64		
4	Recovery-AWP	G		Social				1,329.47		
5	4Rs Transitional Project	G		Governance & Security				51.82		
6	Programme Effectiveness	G		Governance & Security				24.79		

A	B	C	D	E	F	G	H	I	J	K
No.	Donor/Project	Aid Type	Implementing Agency	Sector	Project Location	Project Duration	Amount Approved	Amount Dist.	2006 Estimate	2007 Estimate
7	National Framework Convention	G		Governance & Security				26.36		
8	R&R MAC & Monitoring project	G		Governance & Security				23.28		
9	Youth Engagement & Employment	G		Social				329.09		
10	Reintegration of ex-combatant	G		Social				276.44		
11	Arms for Development	G		Governance & Security				362.51		
12	Governance-AWP	G		Governance & Security				92.30		
13	NAP to combat desertification	G		Agric. & Natural Res.				41.92		
14	Transitional initiative fund	G		Governance & Security				104.26		
15	Implementation of Cadastre system	G		Governance & Security				2.21		
16	Public Administration & Civil Service	G		Governance & Security				87.48		
17	Recovery and Peace Building	G		Social				304.08		
18	Arms for Development	G		Governance & Security				59.05		
19	Small Arms Cont. MRU	G		Governance & Security				13.58		
20	Interim Governance Project	G		Governance & Security				109.00		
21	Arms for Development 2	G		Governance & Security				84.40		

A	B	C	D	E	F	G	H	I	J	K
No.	Donor/Project	Aid Type	Implementing Agency	Sector	Project Location	Project Duration	Amount Approved	Amount Dist.	2006 Estimate	2007 Estimate
	FAO							1,613.34	77.00	979.73
1	Preparatory Phase for Community based Extension and Capacity Building Program	G		120				5.51		23.91
2	Post Emergency Accelerated Capacity building for Up scaling Operation Feed the Nation	G		120				125.86		86.70
3	Emergency Assistance for the Reintegration of War Handicapped and other Disabled Persons.	G		150				1.82		0.00
4	Assistance in the preparation of a medium term investment programme & formulation of bankable project in support to the CAADP implementation	G		120				31.04		6.57
5	TCP facility for FAO Representatives	G		110				11.24	2.00	1.77
6	Kychoh Vegetable and food crop Project	G	Min. of Agriculture	130				7.08		0.72
7	Community Palm Oil Processing Project	G	Min. of Agriculture	130				4.10		0.38
8	Extension and diversification of Small Scale Animal Production	G	Min. of Agriculture	130				3.70		0.38
9	Harford School Livestock Project	G	Min. of Agriculture	130				2.72		0.79
10	Kpetema Piggery Project	G	Min. of Agriculture	130				3.05		0.66
11	Rural Women Vegetable Project	G	Min. of Agriculture	130				1.89		0.64
12	Provision of Seed Rice for Expansion Production in 2005 in Support of food security	G	Min. of Agriculture	130				265.13	20.00	54.69
13	Support to Sierra Leone for the establishment of Right to Food secretariat and Coordination Committee for Coordination of efforts in the progressive	G		100				70.02	55.00	67.77

A	B	C	D	E	F	G	H	I	J	K
No.	Donor/Project	Aid Type	Implementing Agency	Sector	Project Location	Project Duration	Amount Approved	Amount Dist.	2006 Estimate	2007 Estimate
	realization of the Right to adequate food.									
14	Rehabilitation of the Agriculture Marketing Infrastructure	G		110				21.48		6.47
15	Support to Operation Feed the nation	G		120				924.26		676.84
16	Livestock Rehabilitation (short term action plan on village level restocking small ruminants, pigs and poultry)	G	Min. of Agriculture	130				38.10		1.43
17	Agricultural support to Liberian refugees and host communities	G	Min. of Agriculture	130				34.42		26.74
18	Emergency agricultural support to youth engagement and employment in Sierra Leone	G		100				61.94		23.28
	UNFPA							1,790.00		
1	Population & development-policy, data collection, advocacy	G		100				740.00		
2	Pop/FLE pre service training - in school, non formal	G		100				610.00		
3	R.H - reduction of m.m & neonatal	G		100				440.00		
	UNICEF							15,274,976.49		
1	Child Protection	G		100				2,838.84		
2	Health	G		100				6,292.43		
3	Watsan	G		100				3,075.01		
4	Education	G		100				2,553.99		
5	HIV/AIDS	G		100				638.08		
6	Cross Sectoral	G		100				1,233.76		
7	External Relations	G		120				303.30		

A	B	C	D	E	F	G	H	I	J	K
No.	Donor/Project	Aid Type	Implementing Agency	Sector	Project Location	Project Duration	Amount Approved	Amount Dist.	2006 Estimate	2007 Estimate
8	Planning	G		120				583.49		
WFP								11,631.00		
1	Community based primary school feeding	G		100	Tonkolili, Port Loko, Kambia			1,112.26		
2	Integrated mothers & child health & nutrition	G		100	Tonkolili, & Other Districts			1,065.07		
3	Country Programme	G		100	Tonkoli, Kailahun, Kambia, Koinadugu, Bonth			192.42	8.00	8.00
4	Protracted Relief & Recovery Operation	G		150	Kono, Pujehun, Kailahun, Tonkolili, WA, Moyamba, P/Loko			9,840.09		
UNHCR								13,731.30		
	Care and Maintenance for Liberian Refugees	G		150				4,733.38		
	Reintegration Programme for Sierra Leonean Returnees	G		100				6,319.45		
	Repatriation of Liberian Refugees	G		100				2,196.88		
	Local Reintegration of Liberian Refugees	G		150				481.59		

Annex 3: Trend Analysis: 2003, 2004 and 2005

As mentioned earlier, donor attention is shifting from humanitarian and recovery activities to development. From Table 20, the humanitarian and Food Aid sector received the highest proportion of disbursements from donors in 2003. This could be justified in part by the prevailing situation at the time (the immediate end-of war period), which necessitated sustained donor attention to humanitarian affairs coupled with the issue of the Liberian Refugees in Sierra Leone. The analysis below is for sectors that were analysed in the 2003 report.

Table 20: Trend Analysis for 2003, 2004 and 2005

Sector	External Assistance							
	2003		2004		2005		2003-2005	
	amt.	%	amt.	%	amt.	%	amt.	%
Social	65.7	25.5	68.8	28.2	127.7	37.1	262.2	31
Infrastructure	14	5.4	20.9	8.6	56.3	16.4	91.2	10.8
Governance & Security	21.6	8.4	24.2	9.9	41.1	11.9	86.9	10.3
Agriculture & Natural Resources	8.6	3.3	4.0	1.7	7.3	2.1	19.9	2.4
Macroeconomic & Private Sector	52.5	20.4	105.9	43.4	89.1	25.9	247.5	29.3
Humanitarian & Food Aid	95.2	36.9	20.2	8.3	22.6	6.6	138	16.3
Total	257.6	100.0	244.0	100.0	344.0	100.0	845.6	100

However, in 2004, given the improved security situation, coupled with the completion of the DDR programme and the subsequent extension of state authority to all parts of the country, the attention of the donor community began shifting from humanitarian to development issues, as clearly shown by the change in disbursements to the humanitarian sector from US\$95m in 2003 (about 37% of total amount disbursed that year) to US\$20.2 m in 2004 (only 8 % of disbursed amount in 2004). The disbursements to this sector slightly increased to US\$ 22.6 m in 2005 in absolute terms (but recorded a decrease to 6.6%).

The disbursements to the Agricultural and Natural Resources sector have also been declining from 2003 to 2004, then increasing by 0.4% from 2004 to 2005. It could however be observed from Table 34 and Figure 19 that social, infrastructure and governance/security sectors witnessed sustained increase in disbursements from 2003 through 2005. On the whole, disbursements fell from US\$257.6m in 2003 to US\$ 244m in 2004, thereafter substantially increased to US\$344.2M in 2005, suggestive of the planned commitment by donor to put Sierra Leone on the path to enhanced socio-economic growth and development. The total amount disbursed for the three-year period 2003-2005 is US\$845.